



"They'll Look Like New Forever."

# PRODUCT LINE SPECIFICATIONS

Pavingstone & Segmental Wall Systems

With **ARMORTEC**™


## Added Value For Your Customers




### The Added Value Of ArmorTec Is "Manufactured Into" Cambridge Pavingstones

- Color saturated, extra dense concrete in the top 3/8 inch made with super-fine granules and devoid of any large stones (aggregate).
- With this exclusive, advanced technology, the color remains rich looking and the surface stays smooth forever.

### THIS CAN HAPPEN TO YOUR CUSTOMER'S NEW PAVEMENT IN AS SHORT AS ONE YEAR!



*(Actual photo of pavers without ArmorTec)  
From normal wear, stones (aggregate) in the concrete mix appeared on the surface of this city sidewalk giving it a worn and faded look.*



*(Actual photo) At great expense, the city removed the worn pavers and replaced them with Cambridge Pavingstones with ArmorTec... a lifetime of beauty and durability is assured.*



Crafted With

**EUROTEC**™

## From The Renaissance Collection




### The Look Of Aged, Natural Stone Created With 21<sup>st</sup> Century Cambridge Technology

- **EuroTec Mix** — Using a super-dense matrix of select fine sand and aggregates.
- **EuroTec Colors** — Artfully mixed to formulate shades found in natural stone.
- **EuroTec Aging** — Irregularly distressed through our own sophisticated techniques.

*New!* **CAMBRIDGE MAYTRX**  
Double-Sided, Multi-Face Wall System®

- Four unique shapes offer unlimited design possibilities.
- Offered in Split Face and Renaissance styles.
- For freestanding, retaining and engineered walls.



Cambridge Pavers, Inc. ▲ PO Box 157 ▲ Lyndhurst, NJ 07071.0157

Order/Dispatch Fax:  
Fax 201.933.2230


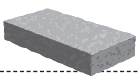


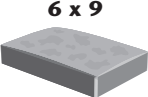


Phone:  
Call 201.933.5000

Administration Fax:  
Fax 201.933.5532




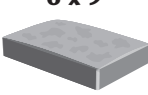
Find Us Online:  
[www.cambridgepavers.com](http://www.cambridgepavers.com)

PAVINGSTONE SHAPE	COLOR CODE	MIX TECHNOLOGY	SOLD IN FULL CUBES ONLY	ACTUAL SIZE IN INCHES	PCS. PER SQ. FT.	SQ. FT. PER CUBE	PCS. PER CUBE	SQ. FT. PER BAND	PCS. PER BAND	BANDS PER CUBE	PRICE PER SQ. FT.
-------------------	------------	----------------	-------------------------	-----------------------	------------------	------------------	---------------	------------------	---------------	----------------	-------------------





**The KingsCourt Collection With ArmorTec: Straight-Sided Shapes With Beveled Edges & Flat Surfaces.**

 <b>4 X 4</b>	P1	ArmorTec	YES	<i>2<sup>3</sup>/<sub>8</sub> Thick:</i> 3 <sup>7</sup> / <sub>8</sub> X 3 <sup>7</sup> / <sub>8</sub>	9.00	110	990	10.00	90	11	\$
 <b>4 X 8 HOLLAND</b>	P1 P7 P3	ArmorTec	YES	<i>2<sup>3</sup>/<sub>8</sub> Thick:</i> 3 <sup>7</sup> / <sub>8</sub> X 7 <sup>13</sup> / <sub>16</sub>	4.46	121	540	20.10	90	6	\$
 <b>HOLLAND II</b> <i>Custom Order Only</i>	P1	ArmorTec	YES	<i>3<sup>1</sup>/<sub>8</sub> Thick:</i> 3 <sup>7</sup> / <sub>8</sub> X 7 <sup>13</sup> / <sub>16</sub>	4.46	97	432	16.10	72	6	\$
 <b>6 x 6</b>	P1 P7	ArmorTec	YES	<i>2<sup>3</sup>/<sub>8</sub> Thick:</i> 5 <sup>13</sup> / <sub>16</sub> X 5 <sup>13</sup> / <sub>16</sub>	4.00	105	420	15.00	60	7	\$
 <b>6 x 9</b>	P1 P7	ArmorTec	YES	<i>2<sup>3</sup>/<sub>8</sub> Thick:</i> 5 <sup>13</sup> / <sub>16</sub> X 8 <sup>13</sup> / <sub>16</sub>	2.66	113	300	22.60	60	5	\$
 <b>8 x 8</b>	P1	ArmorTec	YES	<i>2<sup>3</sup>/<sub>8</sub> Thick:</i> 7 <sup>13</sup> / <sub>16</sub> X 7 <sup>13</sup> / <sub>16</sub>	2.25	107	240	17.80	40	6	\$
 <b>12 x 12</b>	P1	ArmorTec	YES	<i>2<sup>3</sup>/<sub>8</sub> Thick:</i> 11 <sup>11</sup> / <sub>16</sub> X 11 <sup>11</sup> / <sub>16</sub>	1.00	120	120	30.00	30	4	\$

**The RoundTable Collection With ArmorTec: Straight-Sided Shapes With Rolled, Beveled Edges & Embossed Surfaces.**

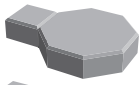

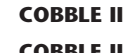











 <b>3 x 6</b>	P6 P7	ArmorTec	YES	<i>2<sup>3</sup>/<sub>8</sub> Thick:</i> 2 <sup>13</sup> / <sub>16</sub> X 5 <sup>13</sup> / <sub>16</sub>	8.00	96	770	13.75	110	7	\$
 <b>4 1/2 x 6</b>	P1 P7	ArmorTec	YES	<i>2<sup>3</sup>/<sub>8</sub> Thick:</i> 4 <sup>3</sup> / <sub>8</sub> X 5 <sup>13</sup> / <sub>16</sub>	5.33	105	560	15.00	80	7	\$
 <b>6 x 6</b>	P1 P7 P2	ArmorTec	YES	<i>2<sup>3</sup>/<sub>8</sub> Thick:</i> 5 <sup>13</sup> / <sub>16</sub> X 5 <sup>13</sup> / <sub>16</sub>	4.00	105	420	15.00	60	7	\$
 <b>6 x 9</b>	P1 P7 P2	ArmorTec	YES	<i>2<sup>3</sup>/<sub>8</sub> Thick:</i> 5 <sup>13</sup> / <sub>16</sub> X 8 <sup>13</sup> / <sub>16</sub>	2.66	113	300	22.60	60	5	\$

**The Crusader Collection With ArmorTec: Special Shapes For Functional Applications.**



 <b>8" BULLNOSE</b>	P1 P7	ArmorTec	YES	<i>2<sup>3</sup>/<sub>8</sub> Thick:</i> 3 <sup>7</sup> / <sub>8</sub> X 7 <sup>13</sup> / <sub>16</sub>	4.46	70	312	17.50	78	4	\$
 <b>12" BULLNOSE</b>	P1 P7	ArmorTec	YES	<i>2<sup>3</sup>/<sub>8</sub> Thick:</i> 3 <sup>7</sup> / <sub>8</sub> X 12	3.00	78	234	26.00	78	3	\$
 <b>TURFSTONE</b>	P4	Without ArmorTec	YES	<i>3<sup>1</sup>/<sub>8</sub> Thick:</i> 15 <sup>3</sup> / <sub>4</sub> X 23 <sup>5</sup> / <sub>8</sub>	1 Piece = 2.60	83	32	N/A	N/A	N/A	\$
 <b>HOLLAND</b> W/O SPACER BARS & CHAMFERED EDGES	P5 P6 P7	ArmorTec	YES	<i>2<sup>3</sup>/<sub>8</sub> Thick:</i> 3 <sup>7</sup> / <sub>8</sub> X 7 <sup>13</sup> / <sub>16</sub>	4.46	121	540	20.10	90	6	\$

Circle And Random Design Kits Available. See Page 3.

8" Bullnose Also Available In Renaissance. See Pg. 2.

PAVINGSTONE SHAPE	COLOR CODE	MIX TECHNOLOGY	SOLD IN FULL CUBES ONLY	ACTUAL SIZE IN INCHES	PCS. PER SQ. FT.	SQ. FT. PER CUBE	PCS. PER CUBE	SQ. FT. PER BAND	PCS. PER BAND	BANDS PER CUBE	PRICE PER SQ. FT.
<b>The Excalibur Collection With ArmorTec: Angled Shapes With Beveled Edges &amp; Flat Surfaces.</b>											
 <b>COBBLE I</b>	P1	ArmorTec	YES	2 <sup>3</sup> / <sub>8</sub> Thick: 6 <sup>3</sup> / <sub>16</sub> x 8 <sup>13</sup> / <sub>16</sub>	3.60	111	400	22.20	80	5	\$
	P7										
 <b>COBBLE I EDGER</b>	P1	ArmorTec	YES	2 <sup>3</sup> / <sub>8</sub> Thick: 4 <sup>5</sup> / <sub>16</sub> x 8 <sup>13</sup> / <sub>16</sub>	4.50	111	500	22.20	100	5	\$
	P7										
 <b>COBBLE II</b> <b>COBBLE II W/ EDGER</b> <i>Sold In 1 Cube Custom Order Only</i>	P1	ArmorTec	YES	3 <sup>1</sup> / <sub>8</sub> Thick:  <i>See Cobble I For Dimensions</i>	3.60	78 9 } 87 <i>In 1 Cube</i>	320	17.80	64	5	\$
	P1				4.50		40		56 8		
 <b>COBBLE III</b>	<i>Use With KingsCourt 4X4 Or Alone For Permeable Pavement.</i>										
	P6	ArmorTec	YES	2 <sup>3</sup> / <sub>8</sub> Thick: 6 <sup>1</sup> / <sub>16</sub> x 6 <sup>1</sup> / <sub>16</sub>	3.90	108	420	15.40	60	7	\$
 <b>DIAMOND</b>	P1	ArmorTec	YES	2 <sup>3</sup> / <sub>8</sub> Thick: 5 <sup>7</sup> / <sub>16</sub> x 13 <sup>1</sup> / <sub>8</sub>	2.52	95	240	23.75	60	4	\$
 <b>TULIP</b>	P6	ArmorTec	YES	2 <sup>3</sup> / <sub>8</sub> Thick: 6 <sup>15</sup> / <sub>16</sub> x 7 <sup>1</sup> / <sub>2</sub>	4.00	105	420	15.00	60	7	\$
 <b>WEAVESTONE</b>	P5	ArmorTec	YES	2 <sup>3</sup> / <sub>8</sub> Thick: 4 <sup>1</sup> / <sub>2</sub> x 9 <sup>1</sup> / <sub>2</sub>	3.60	111	400	22.20	80	5	\$
 <b>Full Edger</b>   <b>Half Edger</b> <i>Sold In 1 Cube</i>	P5	ArmorTec	YES	2 <sup>3</sup> / <sub>8</sub> Thick: 4 <sup>1</sup> / <sub>2</sub> x 8 <sup>3</sup> / <sub>4</sub> 4 <sup>1</sup> / <sub>2</sub> x 4 <sup>1</sup> / <sub>4</sub>	3.60	67 44 } 111 <i>In 1 Cube</i>	240	22.20	80	3 4 } 7	\$
					7.20		320		80		
<b>The Renaissance Collection Crafted With EuroTec: Distinctive, Antiqued, Distressed Shapes For The Look Of Natural Stone.</b>											
 <b>4 x 8 HOLLAND</b>	P8	EuroTec	YES	2 <sup>3</sup> / <sub>8</sub> Thick: 3 <sup>7</sup> / <sub>8</sub> x 7 <sup>13</sup> / <sub>16</sub>	4.46	121	540	20.10	90	6	\$
	P9										\$
 <b>6 x 6</b>	P8	EuroTec	YES	2 <sup>3</sup> / <sub>8</sub> Thick: 5 <sup>13</sup> / <sub>16</sub> x 5 <sup>13</sup> / <sub>16</sub>	4.00	105	420	15.00	60	7	\$
	P9										\$
 <b>6 x 9</b>	P8	EuroTec	YES	2 <sup>3</sup> / <sub>8</sub> Thick: 5 <sup>13</sup> / <sub>16</sub> x 8 <sup>13</sup> / <sub>16</sub>	2.66	113	300	22.60	60	5	\$
	P9										\$
 <b>12 x 12</b>	P8	EuroTec	YES	2 <sup>3</sup> / <sub>8</sub> Thick: 11 <sup>11</sup> / <sub>16</sub> x 11 <sup>11</sup> / <sub>16</sub>	1.00	120	120	30.00	30	4	\$
 <b>8" BULLNOSE</b>	P8	EuroTec	YES	2 <sup>3</sup> / <sub>8</sub> Thick: 3 <sup>7</sup> / <sub>8</sub> x 7 <sup>13</sup> / <sub>16</sub>	4.46	73	324	12.00	54	6	\$

Circle And Random Design Kits Avail. See Page 3.

PAVINGSTONE SHAPE	COLOR CODE	MIX TECHNOLOGY	SOLD IN FULL CUBES ONLY	ACTUAL SIZE IN INCHES	PCS. PER SQ. FT.	SQ. FT. PER CUBE	PCS. PER CUBE	SQ. FT. PER BAND	PCS. PER BAND	BANDS PER CUBE	PRICE PER SQ. FT.
<b>Note: Circle Design Kits &amp; Random Design Kits Are Available From The RoundTable &amp; The Renaissance Collections.</b>											
<b>CIRCLE KIT</b> 	Round Table P1 P7	ArmorTec	YES	2 <sup>3</sup> / <sub>8</sub> Thick: Circle Stones I, II, III, IV, V & VI (8.5 Ft. Diam.)	N/A	64	360	N/A	N/A	N/A	\$
	Renaissance P8	EuroTec	YES		N/A	64	360	N/A	N/A	N/A	\$
<b>RANDOM KIT</b> 3 x 6 • 4 1/2 x 6 6 x 6 • 6 x 9 	Round Table P6 P7	ArmorTec	YES	2 <sup>3</sup> / <sub>8</sub> Thick: 2 <sup>13</sup> / <sub>16</sub> x 5 <sup>13</sup> / <sub>16</sub> (13%) 4 <sup>3</sup> / <sub>8</sub> x 5 <sup>13</sup> / <sub>16</sub> (20%)	N/A	113	480	N/A	N/A	N/A	\$
	Renaissance P8	EuroTec	YES	5 <sup>13</sup> / <sub>16</sub> x 5 <sup>13</sup> / <sub>16</sub> (27%) 5 <sup>13</sup> / <sub>16</sub> x 8 <sup>13</sup> / <sub>16</sub> (40%)	N/A	113	480	N/A	N/A	N/A	\$

**CAMBRIDGE PAVINGSTONE COLORS**

**Color Code Description:**

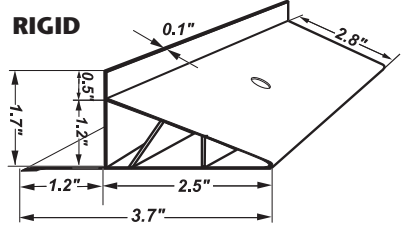
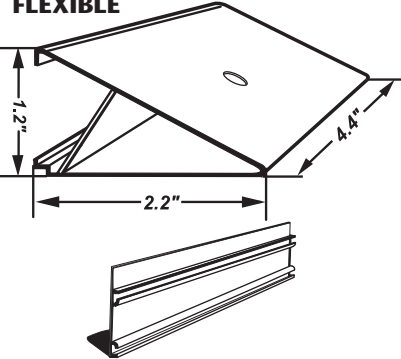
<p><b>CODE P1</b> <b>Solids:</b> Ruby, Onyx, Natural, Sahara, Chestnut, Salmon <b>Blends:</b> Ruby/Onyx Onyx/Natural Chestnut/Salmon Onyx/Chestnut Salmon/Onyx</p> <p><b>CODE P2</b> <b>Solids:</b> Mint Mauve</p> <p><b>CODE P3</b> <b>Solids:</b> Mint Shell</p>	<p><b>CODE P4</b> <b>Solid:</b> Natural</p> <p><b>CODE P5</b> <b>Solids:</b> Ruby Onyx</p> <p><b>CODE P6</b> <b>Blends:</b> Ruby/Onyx Onyx/Natural Chestnut/Salmon Onyx/Chestnut Salmon/Onyx</p> <p><b>CODE P7</b> <b>Blends:</b> Golden/Onyx Sahara/Chestnut Chestnut/Bronze</p>	<p><b>CODE P8</b> <b>RENAISSANCE</b> <b>Solid:</b> Sahara <b>Blends:</b> Ruby/Onyx Onyx/Natural Toffee/Onyx Golden/Onyx Sahara/Chestnut</p> <p><b>CODE P9</b> <b>RENAISSANCE</b> <b>Blend:</b> Rustic Rose</p>
--	---	--

**CAMBRIDGE COLORSWEEP™ Pigmented Joint Sand**

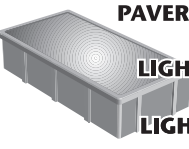



Use As Final Joint Sand And/Or Sand Setting Bed On New Or Existing Installations.

COLOR	SIZE	BAGS PER PALLET	PRICE
Ruby, Chestnut, Onyx	50 Lb. Bag (Covers Approx. 100 Sq. Ft. For Joints)	50 Of One Color (Sold In Full Pallets)	\$ Per Bag \$ Per Pallet

**PAVE EDGE SPECIFICATIONS (Spikes Not Included)**

PRODUCT (Prices & Sizes Apply To Both Rigid & Flexible)	SIZE	PRICE
<p><b>RIGID</b></p> 	7.5 Linear Ft. Per Pc.	\$ Per Lin. Ft.
<p><b>FLEXIBLE</b></p> 	16 Pcs. Per Bundle 120 Linear Ft. Per Bundle	\$ Per Bundle

**PAVER & WALL LIGHT SPECIFICATIONS**

PRODUCT	SIZE IN INCHS	NOTE	PRICE
 <b>PAVER LIGHT</b> 7-Watt <b>LIGHT KIT*</b> 4-Watt <b>LIGHT KIT*</b> 4-Watt	4 x 8	Sold In Cases Only 20 Per Case	\$ Per Case \$ Ea.
	8 Light Kit	Per Box	\$
	14 Light Kit	Per Box	\$
 <b>PAVER LIGHT</b> Two 7-Watt <b>LIGHT KIT*</b> Two 7-Watt	6 x 9	Sold In Cases Only 10 Per Case	\$ Per Case \$ Ea.
	6 Light Kit	Per Box	\$
 <b>PAVER LIGHT</b> 7-Watt <b>LIGHT KIT*</b> 7-Watt	6 x 6	Sold In Cases Only 15 Per Case	\$ Per Case \$ Ea.
	10 Light Kit	Per Box	\$
 <b>WALL LIGHT</b> Two 7-Watt <b>LIGHT KIT*</b> Two 7-Watt	4H x 12L	Sold In Cases Only 4 Per Case	\$ Ea.
	3 Light Kit	Per Box	\$

\*NOTE: All kits incl. wire & transformer. Add'l. lights cannot be added to transformer supplied without increasing size or no. of transformers. Refer to tech. literature from mfr.

**PRICING NOTES**

**PICKUP CHARGE** (When Your Customer Picks Up At Cambridge Center)  
Add .....\$ \_\_\_\_\_ Per Pick-Up

**PALLETS** (Non-Returnable) .....\$ \_\_\_\_\_ Ea.

**ALL RETURNS** (Prior Approval Required)

a: Restocking Charge.....20%

b: Trucking Charge.....Amt. Based On Location



**NOTE:** 1 sq. ft. of Pavingstones equals approx. 27 lbs.  
(example: 100 sq. ft./one cube= 2,700 lbs.)

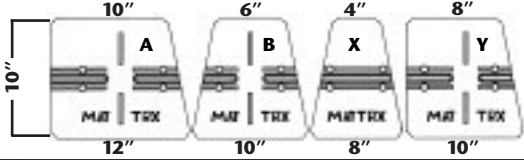




**DELIVERY TO JOB SITE:**

Minimum 12 cubes (pavingstones), mNimum 14 pallets (wall units).





**DELIVERY TO DISTRIBUTOR'S YARD:**

Min. 16 cubes (pavingstones), mln. 14 pallets (wall units). Truck reservations must be accompanied by a faxed order using a Cambridge order form. For delivery to a job site, directions must be included. Recipient must meet truck.







WALL UNIT	COLOR CODE	APPROX. SIZE IN INCHES	FACE SQ. FT. PER BLOCK	FACE SQ. FT. PER PALLET	POUNDS PER PC.	DEGREES FROM VERTICAL	UNITS PER PALLET	PRICE PER PC.
<b>Cambridge Pyzique® Double-Sided Wall Systems... One Unit Creates Wall, Corner &amp; Cap. Maximum Wall Height: 3'.</b>								
 <b>Pyzique® Double-Sided SPLIT FACE</b>	W3	Back Side 4H x 9D x 7L	.19	30 Face Sq. Ft. 90 Lin. Ft. (Double-Sided Straight Wall)	25	0° Or Optional 5/8" Setback (9°)	120 (Sold In Full Cubes)	\$ Per Pc.
 <b>Pyzique® Double-Sided RENAISSANCE</b>	W2	Front Side: 4H x 9D x 11L	.31				Front Side Or Back Side Can Also Be Used For Inside Or Outside Radius.	120 (Sold In Full Cubes)
<b>PYZIQUE® DOUBLE GRILL BBQ RING</b>	N/A	32 Diameter	Package Consists Of A Grill With Double Grates And An 8 Inch Deep Metal Insert. The Cantilevered Grills Offer The Option Of An Open, Circular Fire Pit Or Backyard Barbeque Grill.					\$ Each

<b>Cambridge MaytRx® Double-Sided, Multi-Face Wall Systems... Maximum Wall Height: 3' (No Pins).</b>								Can Be Engineered With Pins & Geogrid For Walls Of Any Height Or Length.
<b>4 BASIC DOUBLE-SIDED WALL STONES WITH CAPS</b> Available In Split Face Or Renaissance						<b>4 Wall Stones Designated A, B, X &amp; Y With 5 Different Face Sizes</b>		
 <b>MaytRx® Double-Sided SPLIT FACE</b>	W5	All: 6H x 10D A: 10w/12w B: 10w/6w X: 8w/4w Y: 10w/8w	33.4	33.4	31	N/A	112 (Sold In Full Cubes)	\$ Per Face Sq. Ft.
 <b>MaytRx® Double-Sided RENAISSANCE</b>	W4		33.4					0° Or Optional 3/4" Setback (7.1°)
 <b>MaytRx® Double-Sided SPLIT FACE CAP</b>	W5	3H x 11D x 12W	.25	112 Linear Ft.	31	N/A	112 (Sold In Full Cubes)	\$ Each
 <b>MaytRx® Double-Sided RENAISSANCE CAP</b>	W4	3H x 11D x 12W	.25	112 Linear Ft.	31	N/A	112 (Sold In Full Cubes)	\$ Each

<b>MAYTRX® PIN</b> For Engineered Walls	N/A	6 1/2	1 Box = 1200 Pins/12 Bags Of 100 Pins Per Box. Sold In Full Boxes Only.					\$ Per box \$ Each
--	-----	-------	--	--	--	--	--	-----------------------

<b>Renaissance Wall Systems... A Distinctive Mortarless Aged Appearance. Maximum Wall Height: 28 In.</b>								
 <b>FULL</b>	W1	4H x 9D x 12L	.33	40 Sq. Ft.	30	N/A	120 (Sold In Full Cubes)	\$ Per Pc.
 <b>RANDOM</b>	W1	4H x 8D x 4L 4H x 8D x 8L 4H x 8D x 12L 4H x 8D x 16L	.11 .22 .33 .44	40 Sq. Ft.	Designed To Be Sold By Full Cube Or Layer. 40 Face Sq. Ft. 6.6 Face Sq. Ft. Per Layer Each Layer Is Identical & Consists Of: 10-8 In. Long Pcs. & 5-Ea. Of 4 In., 12 In. & 16 In. Pcs.		30 60 30 30 (Sold In Full Cubes)	\$ Per Face Sq. Ft.
 <b>UNIV. CORNER*</b>	W1	4H x 8D x 12L	Use As Is With Random Units: Snap Off 2 In. (See Groove) With Full Units.		30	N/A	120 (Sold In Full Cubes)	\$ Per Pc.
 <b>UNIVERSAL CAP*</b>	W1	3H x 9D x 8L 3H x 9D x 16L	.17 .33	144 Linear Ft.	58 Per Pair	N/A	72 Pair (Equal Quan. Of Ea. Full Cubes Only)	\$ Per Pc. \$ Per Pc.

\*For Both Full And Random

WALL UNIT	COLOR CODE	APPROX. SIZE IN INCHES	FACE SQ. FT. PER BLOCK	FACE SQ. FT. PER PALLET	POUNDS PER PC.	DEGREES FROM VERTICAL	UNITS PER PALLET	PRICE PER PC.
<b>CrownWall Systems... A Natural Look In Mortarless Segmental Walls. Maximum Wall Height: 28 In.</b>								
<b>FULL</b> 	W6	4H x 8D x 11.5L	.33	40 <i>Sq. Ft.</i>	23	N/A	120 <i>(Sold In Full Cubes)</i>	\$ <i>Per Pc.</i>
<b>Allan Wall Systems... A Rough Rock Face And Engineered Design. For Walls Of Any Height Or Length.</b>								
<b>AB STONE</b> 	W7	8H x 12D x 18L	1	46 <i>Sq. Ft.</i>	75	12°	46 <i>(Sold In Full Cubes)</i>	\$ <i>Per Pc.</i>
<b>AB BLENDSTONE</b> 	W9	8H x 12D x 18L	1	46 <i>Sq. Ft.</i>	75	6°	46 <i>(Sold In Full Cubes)</i>	\$ <i>Per Pc.</i>
<b>AB CAPSTONE</b> 	W7 W9	4H x 12D x 18L	.50	104 <i>Linear Ft.</i>	65	N/A	69 <i>(Sold In Full Cubes)</i>	\$ <i>Per Pc.</i>
<b>AB 6° CLASSIC</b> 	W8	8H x 12D x 18L	1	46 <i>Sq. Ft.</i>	75	6°	46 <i>(Sold In Full Cubes)</i>	\$ <i>Per Pc.</i>
<b>AB LITE STONE</b> 	W7 W9	4H x 12D x 18L	.50	36 <i>Sq. Ft.</i>	38	6°	72 <i>(Sold In Full Cubes)</i>	\$ <i>Per Pc.</i>
<b>AB CORNER</b> <i>2 Blocks Per Set</i>	W7 W9	8H x 8D x 16L	N/A	N/A	70	12° <i>(Modify For 6°)</i>	36 Left/36 Right 72 Full Corners <i>(Sold In Full Cubes)</i>	\$ <i>Per Pc.</i>

**CAMBRIDGE WALL UNIT COLORS**

**Color Code Description:**

<p><b>CODE W1: RENAISSANCE</b> <i>Solid:</i> Sahara <i>Blends:</i> Ruby/Onyx, Onyx/Natural, Toffee/Onyx, Golden/Onyx</p> <p><b>CODE W2: PYZIQUE RENAISSANCE</b> <i>Blends:</i> Ruby/Onyx, Onyx/Natural, Toffee/Onyx, Sahara/Chestnut, Golden/Onyx</p> <p><b>CODE W3: PYZIQUE SPLIT FACE</b> <i>Solid:</i> Chestnut <i>Blends:</i> Ruby/Onyx, Onyx/Natural, Sahara/Chestnut, Golden/Onyx</p> <p><b>CODE W4: MAYTRX RENAISSANCE</b> <i>Blends:</i> Ruby/Onyx, Onyx/Natural, Toffee/Onyx, Sahara/Chestnut</p> <p><b>CODE W5: MAYTRX SPLIT FACE</b> <i>Solid:</i> Chestnut <i>Blends:</i> Ruby/Onyx, Onyx/Natural, Sahara/Chestnut</p>	<p><b>CODE W6: CROWN WALL</b> <i>Solids:</i> Natural, Chestnut, Hershey, Slate <i>Blends:</i> Ruby/Onyx, Chestnut/Salmon, Onyx/Natural</p> <p><b>CODE W7: ALLAN WALL AB STONE, AB CAPSTONE, AB LITE STONE &amp; AB CORNER</b> <i>Solids:</i> Chestnut, Hershey, Natural, Slate</p> <p><b>CODE W8: ALLAN WALL 6° CLASSIC</b> <i>Solids:</i> Chestnut, Natural</p> <p><b>CODE W9: ALLAN WALL AB BLENDSTONE, AB CAPSTONE, AB LITE STONE &amp; AB CORNER</b> <i>Blends:</i> Chilton (Slate/Natural), Earth Blend (Walnut/Chestnut)</p>
--	--

**GEOGRID & GEOTEXTILE LANDSCAPE FABRIC**

TYPE & STRENGTH	ROLL SIZE	PRICE
<b>SYNTEEN GEOGRID</b> SF 35	100 Sq. Yds./Roll (6 Ft. W x 150 Ft. L)	\$ Per Roll
<b>FORTRAC GEOGRID</b> 35-20/20 Grid	59 Sq. Yds./Roll (4 Ft. W x 132 Ft. L)	\$ Per Roll
<b>SRW® GEOTEXTILE</b> SS5 — Soil Strengtheners Under Base For Pavers	37.5 Sq. Yds. (12 1/2 Ft. W x 27 Ft. L) Folded	\$ Per Carton
	225 Sq. Yds. (6 Rolls In Display Carton) <i>Sold In Full Cartons Only. Other Sizes Avail.</i>	\$ Per Roll

**CLEANERS, SEALERS, ADHESIVES & SAND STABILIZERS**

**For Protection, Treatment & Adhesion**

PRODUCT	SIZE	PRICE
<b>PAVER PREP*</b> Cleans and removes efflorescence. Use before sealing.	1 Gal. Cont. 5 Gal. Pail	\$ \$
<b>PAVER GUARD*</b> Seals with a non-slip sheen.	1 Gal. Can 5 Gal. Pail	\$ \$
<b>DE-STAINER*</b> Removes heavy stains.	1 Gal. Cont.	\$
<b>TYPE II ADHESIVE*</b> Provides a basic bond for bullnose coping and stair treads, veneering full size pavers to existing concrete structures, bordering a stoop landing, and adhering caps to retaining walls. Also for Holland Without Spacer Bars & Chamfered Edges.	10 Oz. Tube Case Of 48	\$ \$
<b>SANDLOCK ORGANIC NON-TOXIC JOINT SAND STABILIZER*</b> No waiting for setup or curing. Mix with sand on site before compaction. Sweep into joints, activate with water. Perfect with Cambridge ColorSweep.	Master Pack 12/2 Lb. Pails 25 Lb. Pail	\$ \$

**PROBST TOOLS AND EQUIPMENT FOR PAVINGSTONES**

<b>PAVERCART</b>	\$	<b>PAVER EXTRACTOR</b>	\$
		<i>Replacement Blades (Set of 4)</i>	\$
<b>Third Wheel Opt.</b> <i>(Tricycle Format)</i>	\$	<b>PAVER ADJUSTER</b>	\$
		<i>Replacement Blade (Quan: 2)</i>	\$
<b>CartTray</b> <i>(Universal Carry-All Attachment)</i>	\$	<b>FIELDCLAMP</b> <i>(Scissor Style) SG</i>	\$

\*Refer To Technical Literature From Manufacturer.